ISTRUZIONI DI MONTAGGIO / ASSAMBLY GUIDELINES

SUZUKI GSXR 1000/_09-10 Paratelaio – Frame Protector PTA 49
SUZUKI GSXR 1300 Hayabusa 08-10

GSXR 1000



Svitare le viti centrali fissaggio carenatura destra e sinistra,togliere dalla carenatura il gommino antivibrazione.

Fissare il paratelaio VMC tramite l'apposita vite e relativo distanziale (FIG 1 E 2)



Dismount the left and the rigth fairing panels central bolts and take off the anti vibration rubber from both panels.
Fix the VMC frame protector by dedicated screw and the dedicated spacers. (PIC 1 and 2)

GSXR 1300 Hayabusa